



CKS PARENT TECH TRAINING MEETING

On-line Resources

Overview for This Meeting

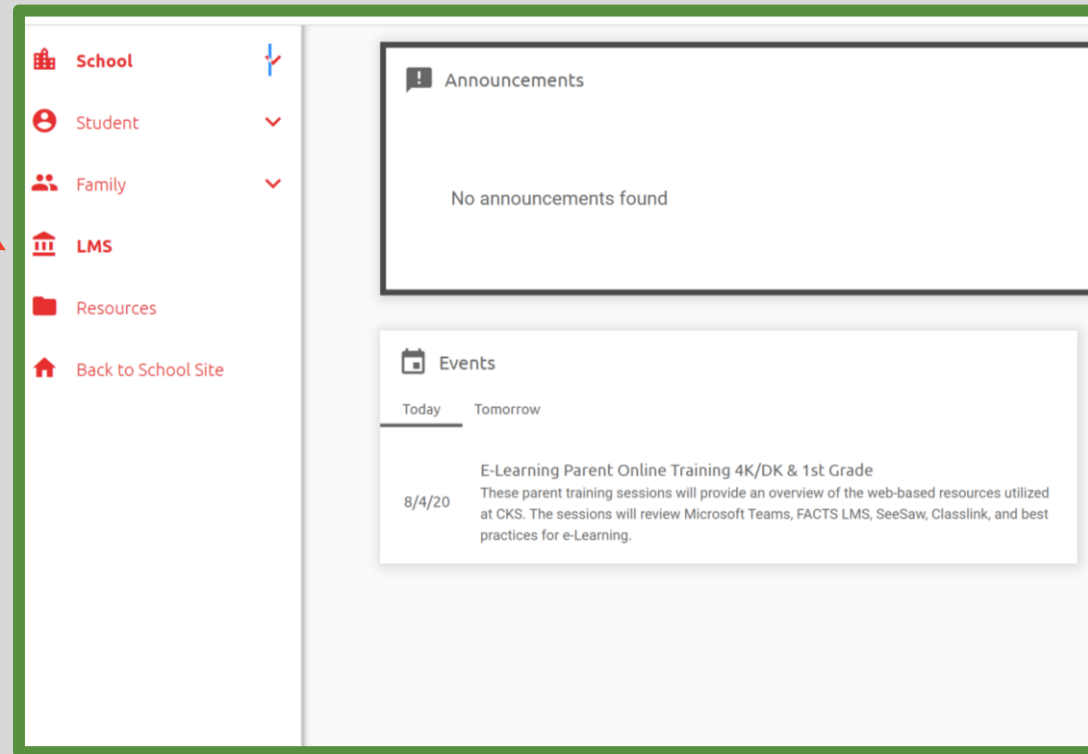
- FACTS SIS - LMS
- Classlink
- Office 365 – Outlook, Teams, and Stream
- Padlet
- IXL Math, Safari Montage, Spelling City, Reflex Math
- Seesaw
- Destiny Discover (CKS Library Catalog) including e-books
- AR - Access from Home
- FASTS SIS – Parents Web (Renweb)
- COVID-19 Daily Reporting
- E-Learning Webpage
- COVID-19 Webpage

Account Information

- We will create a label with the usernames and passwords for each student. Labels will be placed on the inside cover of their assignment binder.
- Students will have training material for Classlink, Office 365, and LMS
- We will verify students can access their online apps and provide training during computer class.

FACTS LMS

- Students will use LMS to view assignments, post on the group blog, and turn in homework.
- FACTS has added a link to LMS so students can sign in from the Family Portal. The direct link is <https://lms.renweb.com>



FACTS LMS Class Dashboard

- This is the student dashboard showing their classes. Upcoming assignments will be listed in each box. Even if you do not see events, please click on the class to check for assignments.

Learning Management Classes			
*DK NAP - G Nap Time Lauren Mooney	02 ART - 209G Art Miriam Montano	02 ART - 209R Art Miriam Montano	02 COMP - 210G Computer Jeffrey Solomon
No upcoming events.	No upcoming events.	No upcoming events.	No upcoming events.
02 COMP - 210R Computer Jeffrey Solomon	02 ENG - 203G English Nicole Sanders	02 ENG - 203R English Elizabeth Fritts	02 HR - G Homeroom Nicole Sanders
No upcoming events.	No upcoming events.	No upcoming events.	No upcoming events.
02 HR - R Homeroom Elizabeth Fritts	02 LIB - G Library Leslie Garnett	02 LIB - R Library Leslie Garnett	02 MATH - 204G Math Nicole Sanders
No upcoming events.	No upcoming events.	No upcoming events.	No upcoming events.

FACTS LMS

- Students do not post completed assignments to the Class Wall. The Class Wall is used for Q & A.
- Completed assignments will be uploaded within the assignment window. (red plus symbol).

The Student Experience

Dashboards deliver your content

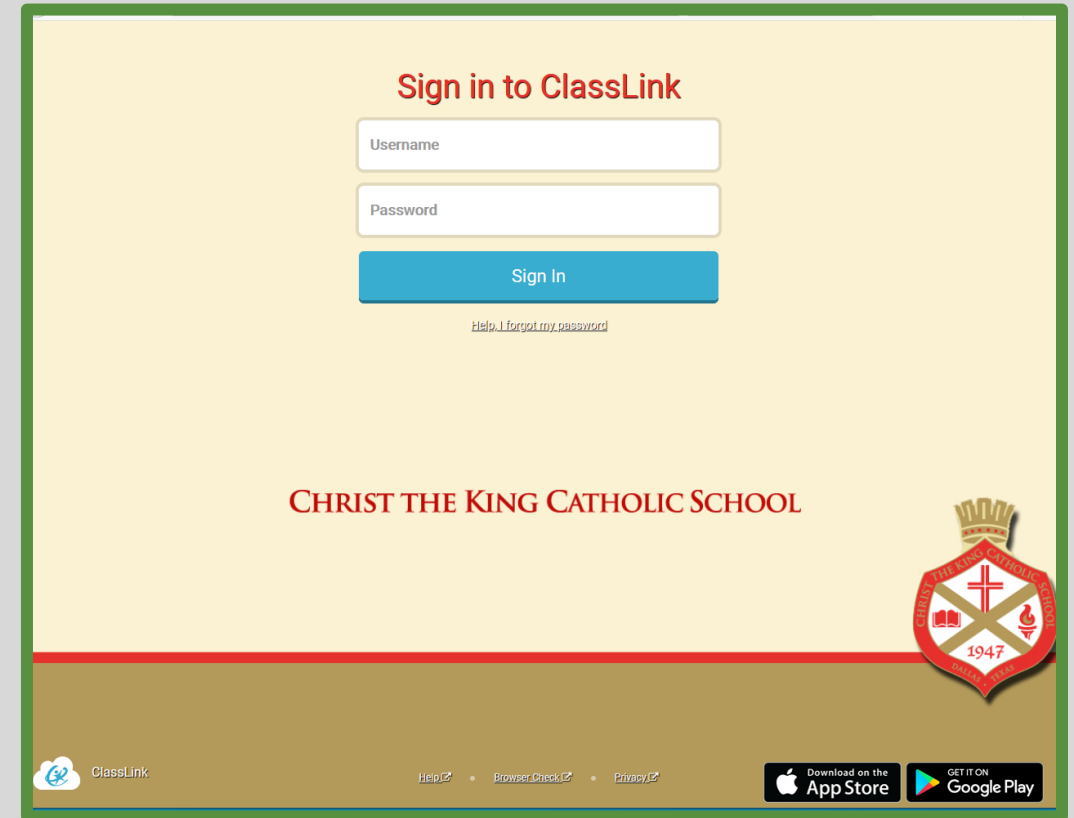
The **Class Dashboard** displays upcoming content (via a calendar) and on-going topic conversations, allows for general class conversations, and gives direct access to active units and topics.

In the example above, students may click the active topic in the unit to display the **Topic Dashboard**.

The **Topic Dashboard** then allows students to fully engage with the complete topic content stream: discussions, assignments, quizzes, announcements, and posts/comments on the topic wall.

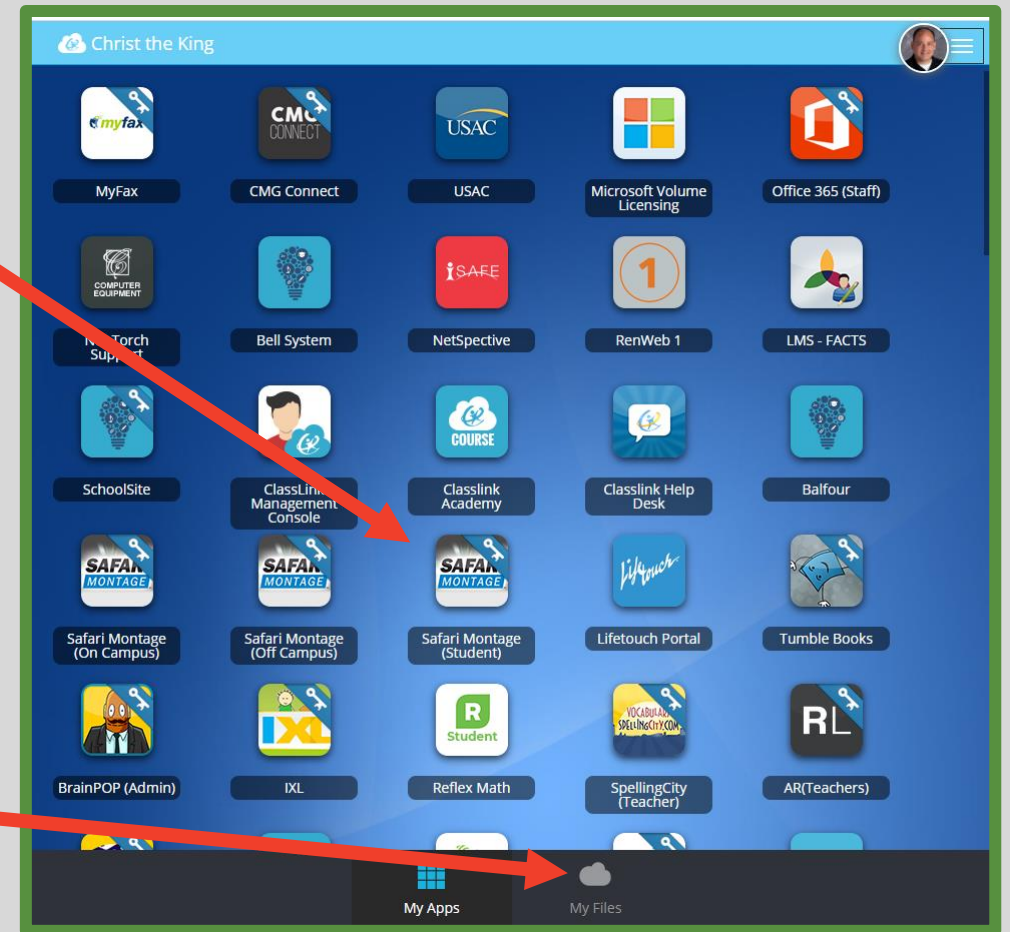
Classlink

- Classlink is a single sign-on platform that allows students to easily access all online content by storing usernames and passwords.
- File storage – Classlink allows cloud storage to easily access files from any device. Students will have a class drive for assigned work and to upload completed assignments.



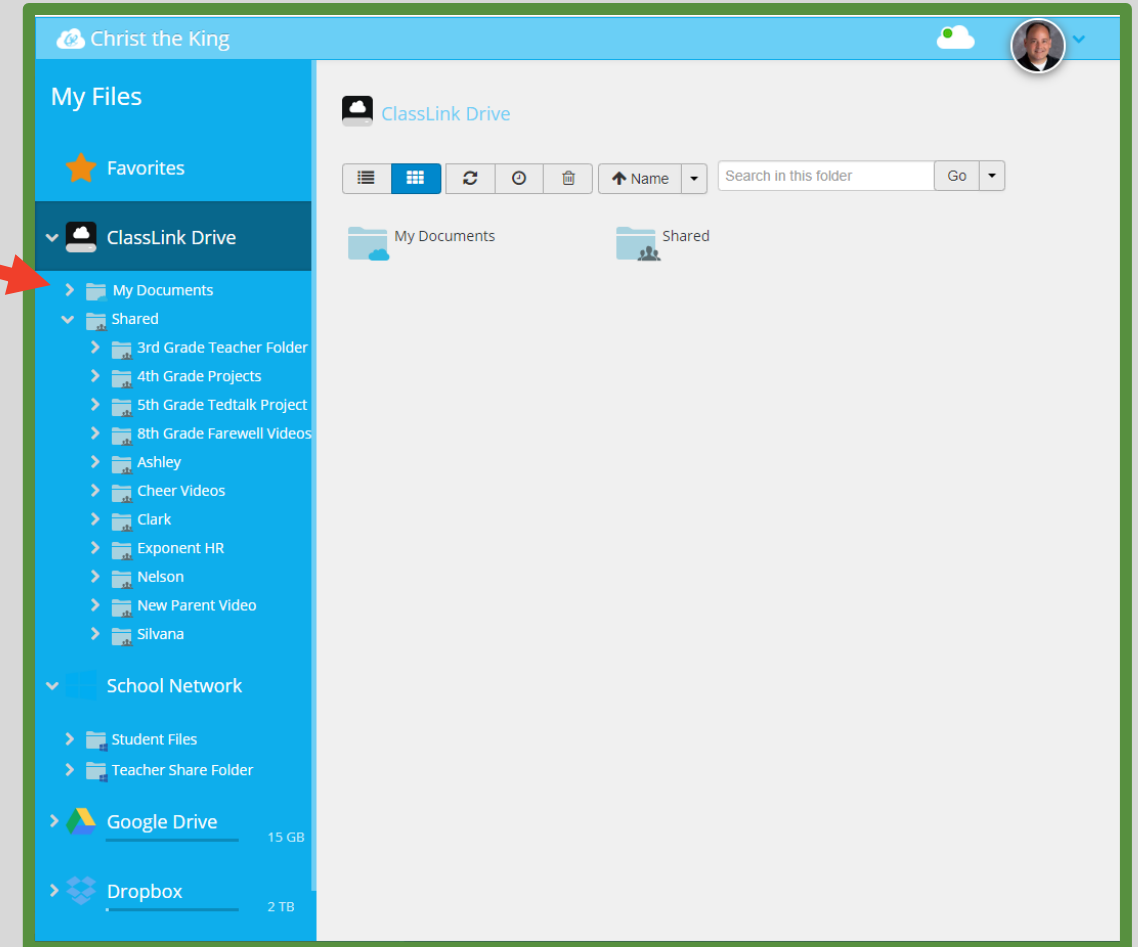
Classlink – App Page

- My Apps page
- Students app page may contain different apps by grade level
- Students can customize their app page by right clicking on the page and the clicking on change background.
- Click on the My Files tab at the bottom of the page to access shared files.



Classlink – My Files

- My Files has four components
 - **My Documents** - private files
 - **Shared** – Grade level folders for student work
 - **School Network Drives** - Legacy student drive
 - **Cloud storage** - other sites



Office 365 Accounts

- Each student has an Office 365 account to access Microsoft Teams and Microsoft Stream apps.
- 2nd and 3rd grade students will not use the Outlook email app. New this year, 4th grade will utilize CKS student email.
- Microsoft Teams will be set up by homeroom and the homeroom teacher will email parents and students account with a link to join sessions.
- E-Learning students will follow their school schedule to view live sessions. Recordings to daily sessions will be posted on a homeroom Padlet for asynchronous viewing.
- Students can ask questions using the chat feature in Teams.

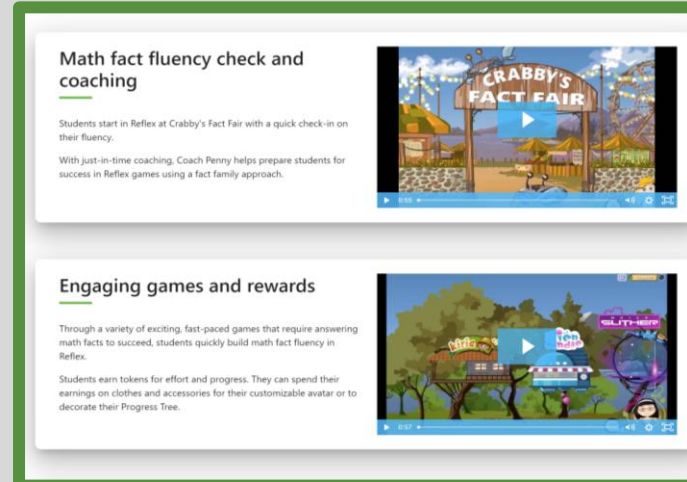

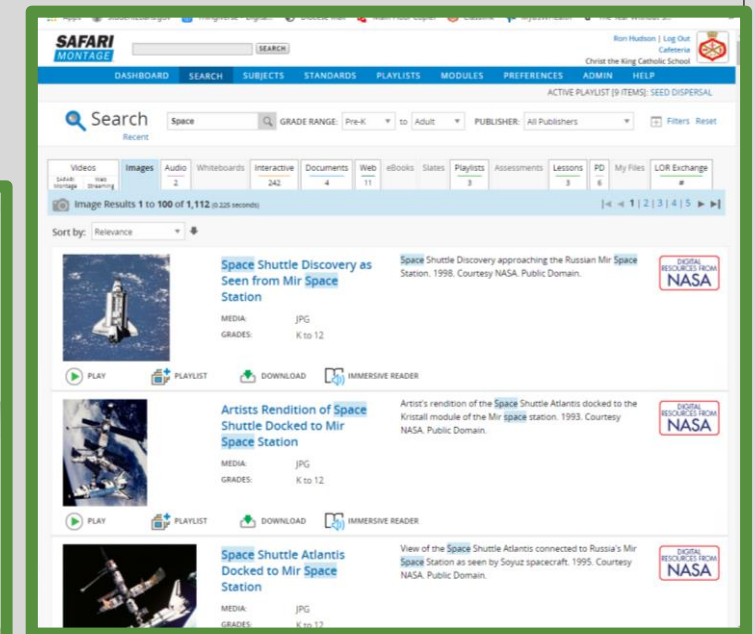
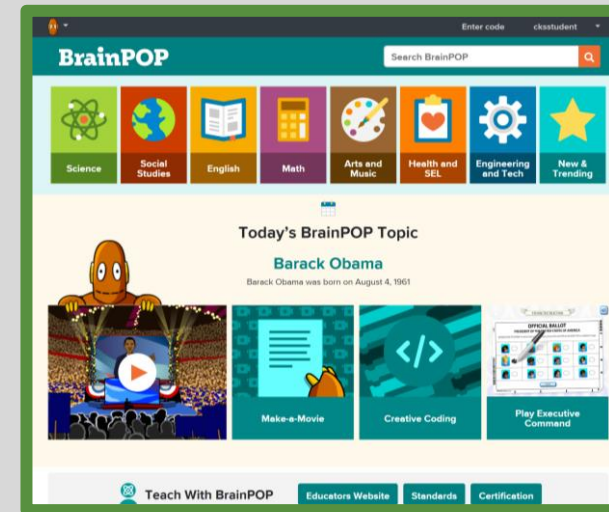
Padlet

- Padlet is an online app allowing users to post an array of content on a single page for easy access.
- Teachers will post the link to the Padlet in LMS.

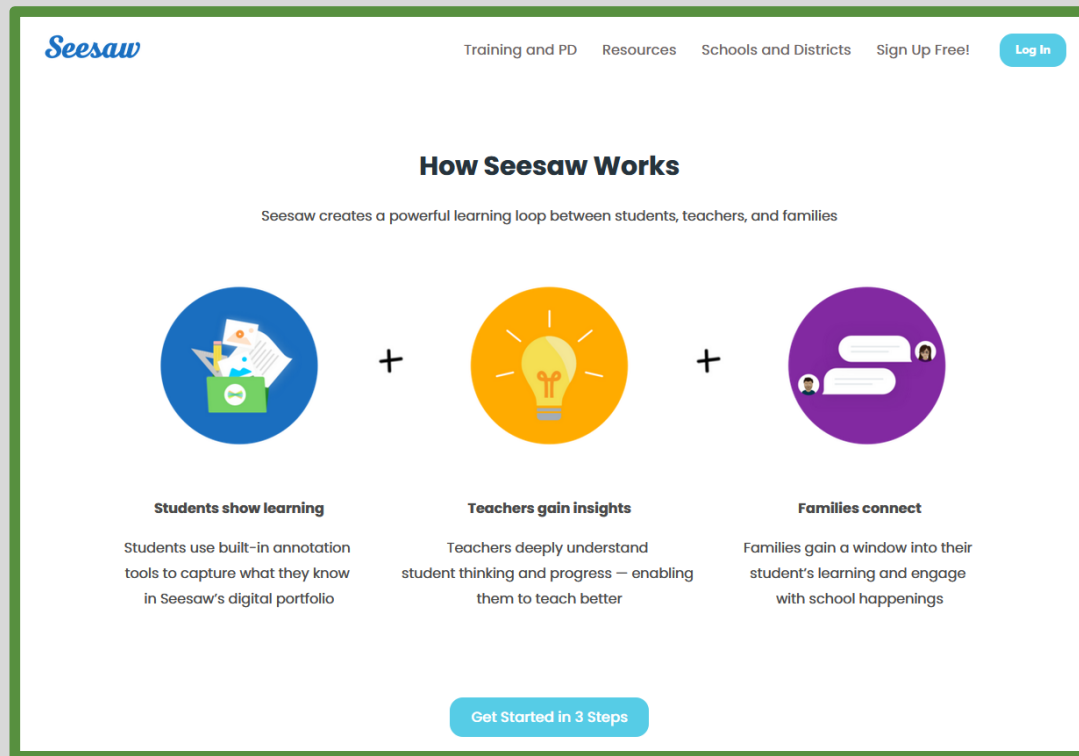


Other Classroom Apps

- **IXL Math** – Math assignments
- **Safari Montage** – Educational video on demand system (hosted on campus)
- **Spelling City** – Spelling words
- **Brain Pop** – Academic Videos and quizzes
- **Reflex Math** – Adaptive and individualized for mastering basic math facts
- **World Book Online** – Online encyclopedia




Seesaw



Seesaw will be one of the apps used for classwork. Mrs. Chengery will walk us through a brief tutorial

What is Seesaw?

Seesaw creates a powerful learning loop between teachers, students, and families.



Seesaw makes your child's thinking and learning visible

- ✓ Students complete assignments and post to their journal using the **Class app**
- ✓ Your child uses Seesaw learning tools like photo, draw + record and video to create, reflect and show their learning



Engage with your child's learning in real time on the **Family app**

- ✓ See and celebrate your child's growth
- ✓ Leave comments of encouragement
- ✓ Connect to all your children's journals in one place



Form strong partnerships with your child's teacher on the **Family app**

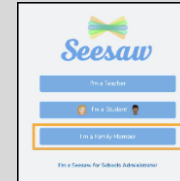

- ✓ Receive resources and announcements
- ✓ Message one-on-one with the teacher (*group messaging is not available*)
- ✓ Respond with typed messages or click the (+) to send photos, videos, and more

When teachers and families work together, students achieve!
Together on Seesaw, we can celebrate and support your child's learning inside and outside the classroom.

Get Connected on Seesaw

Family members use the Family app
or log in as a Family Member at app.seesaw.me

Students use the **Class app** to complete assignments and post to the Journal



Seesaw



If you received a printed invitation...



Open the Family app or click I'm a Family Member at app.seesaw.me

If you do not have a family account...

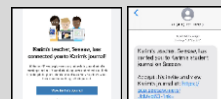


- ✓ Click create an account
- ✓ Scan the QR code and follow the prompts

If you already have a family account...



- ✓ Sign in
- ✓ Click your profile icon >Add New Child
- ✓ Scan the QR code




If you received an invitation by text or email...



- ✓ Click the link
- ✓ Create a new account or sign in to an existing account

NOTE: You and your child **CANNOT** use the same email address to create accounts.


How to Use Seesaw as a Family Member



Students use the Class app

or log in as a Student at app.seesaw.me

- ✓ Post to their journal
- ✓ Complete assignments




Families use the Family app

or log in as a Family Member at app.seesaw.me

- ✓ View and engage with their child's work
- ✓ Communicate with the teacher

In the Family app, Families see posts by their child, posts their child is tagged in, and comments by the teacher or students on their child's posts



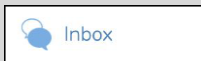
- **The Home tab** shows all of your child's or children's posts from the last 60 days



- **The Journals tab** allows you to view all posts by child or class



- **Like or comment on any post** in the Home or Journal tabs. Leave an audio comment by clicking the microphone icon



- **The Inbox tab** is where you receive announcements and message the teacher one-on-one (Group messages are not available)



- **Attach a multimedia file to any message** by clicking the plus icon



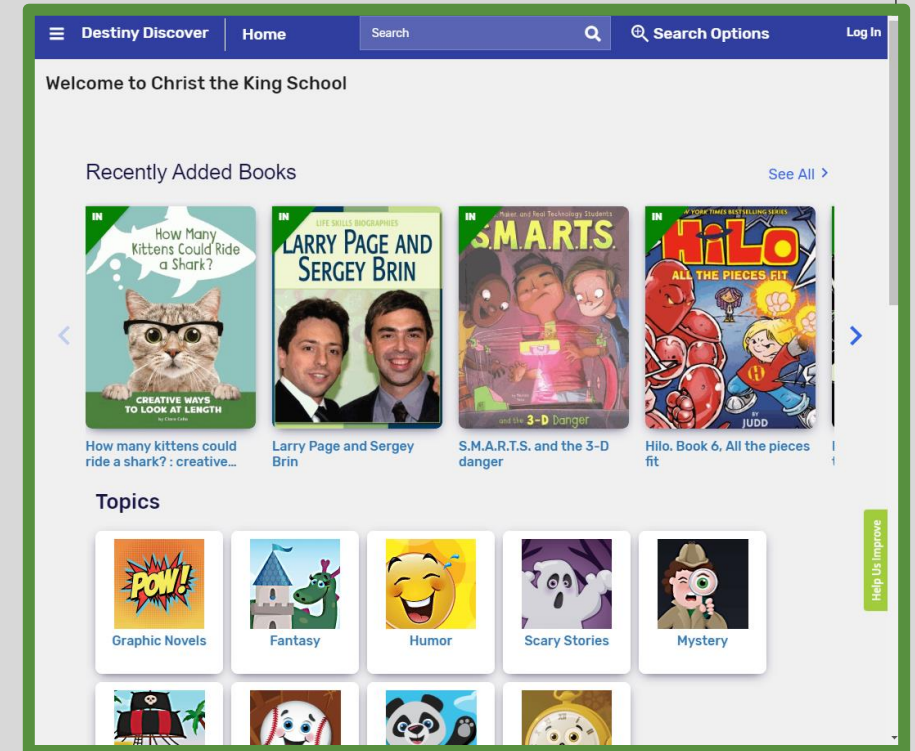
- **Adjust account settings** like notification preferences by clicking your profile icon top left

[SEE TRANSLATION](#)

- **Devices set to languages not English** can translate all typed text in one click

Destiny Discover – (CKS Library Catalog)

- Students can go online and request books from the CKS Library
 - Mrs. Garnett is in the process of finalizing the procedure for weekly library book pick-up for students home bound students.
- Students may access our e-books from this portal



AR – Home Access

- We have turned on home access feature so students can take AR tests off campus.
- AR store for the fall has been cancelled.
- Students will be able to take AR test during their scheduled Library times.

FACTS SIS – Parents Web

- Parents Web allows parents to access the following; (<http://www.renweb.com>)
 - Grades
 - Student Schedule
 - Attendance
 - School Parent Directory
 - Assigned Homework
 - School Calendar is on our website
<http://www.cks.org>

COVID-19 Daily Reporting

- The screening form will be completed electronically. Instructions will be sent to families before the start of school.
- ***FACTS SIS Forms*** – Web Forms tab in the Family Portal
- The screening form can be completed on your cell phone.

E-Learning Guidelines

- E-Learning guidelines can be viewed by going to our website.

<http://www.cks.org/about-us/elearning.cfm>

COVID-19 Updates

- COVID-19 updates can be viewed by going to our website.

<http://www.cks.org/about-us/covid-19.cfm>

- All email correspondence to parents
- Helpful link about COVID-19
- Past Parent Sessions

How to Contact Mr. Hudson

- E-mail rhudson@cks.org
- Cell 214-213-0689
- CKS Office Phone 214-365-1231